

E. T. Adams, Jr., and J. W. Williams: Sedimentation Equilibrium in Reacting Systems. II. Extensions of the Theory to Several Types of Association Phenomena.

Page 3456. In column 2, the unnumbered equation below eq. 17 should read $\psi - 1 = f_{na}(ne^{(n-1)\phi} - 1)$, and the statement below it should be modified to conform.

Page 3458. In eq. 26, the exponential of the right-hand member requires a negative sign. In eq. 32, to the right-hand side, add the denominator $K_2 - BM_1$ (cf. eq. 31). In eq. 35, the first term on the right should read, in each case, $K_2c^2M_1$. In eq. 36c, the first term on the right should be multiplied by M_1 . The concentration difference is $(c - c_1)$.—J. W. WILLIAMS.

E. M. Voigt: Multiple Charge-Transfer Bands in Complexes Involving Aromatic Donors.

Page 3615. Column 2, line 14, should read: (i) The perturbation *via* the π -electron system of the benzene ring by the substituent is in all cases greater than the perturbation *via* the σ -electron system.—E. M. VOIGT.

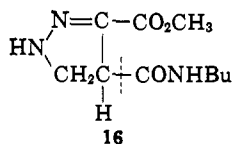
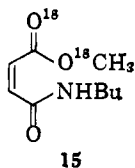
Page 3617. In Table VI, the last entry in the last column should read -0.5 .

Kenneth L. Williamson, Nancy Craven Jacobus, and Karen Tabor Soucy: Substituent Effects on Nuclear Magnetic Resonance Chemical Shifts in *para*-Substituted Phenylhexachlorobicyclo[2.2.1]heptenes and Ethylbenzenes.

Pages 4022 and 4023. In the drawings of the bicycloheptene ring system H_A and H_B have inadvertently been interchanged. H_A should be *endo*, H_B should be *exo*.—KENNETH L. WILLIAMSON.

Rolf Paul and Andrew S. Kende: A Mechanism for the N,N' -Dicyclohexylcarbodiimide-Caused Dehydration of Asparagine and Maleamic Acid Derivatives.

Page 4164. Structures 15 and 16 should be:



ROLF PAUL.

E. Dow Whitney, Richard O. MacLaren, Thomas J. Hurley, and Charles E. Fogle: Preparation of Nitrosyl Tetrafluoroborate.

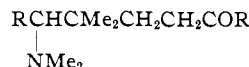
Page 4342. In column 2, line 9 from the bottom, the word stable should read unstable.—E. DOW WHITNEY.

Donald P. Wrathall, Reed M. Izatt, and James J. Christensen: Thermodynamics of Proton Dissociation in Aqueous Solution. III. L-Cysteine, S-Methyl-L-cysteine, and Mercaptoacetic Acid. Determination of Cysteine Microconstants from Calorimetric Data.

Page 4779. In column 1, eq. 1 should read: $K_2 = k_{12} + k_{13}$.—REED M. IZATT.

Leonard Weintraub, Armin Wilson, David L. Goldhamer, and Donald P. Hollis: Ring Openings of Substituted Cyclobutanes Induced by Grignard Reagents. I. Methyl 2-Dimethylamino-3,3-dimethylcyclobutanecarboxylate.

Page 4881. The formula at the head of column 2, Table I, should have a bond connecting carbon and nitrogen as follows:



Page 4885. Line 29 of column 2 should read 5.1 mequiv. instead of 5.1 mg.—ARMIN WILSON.

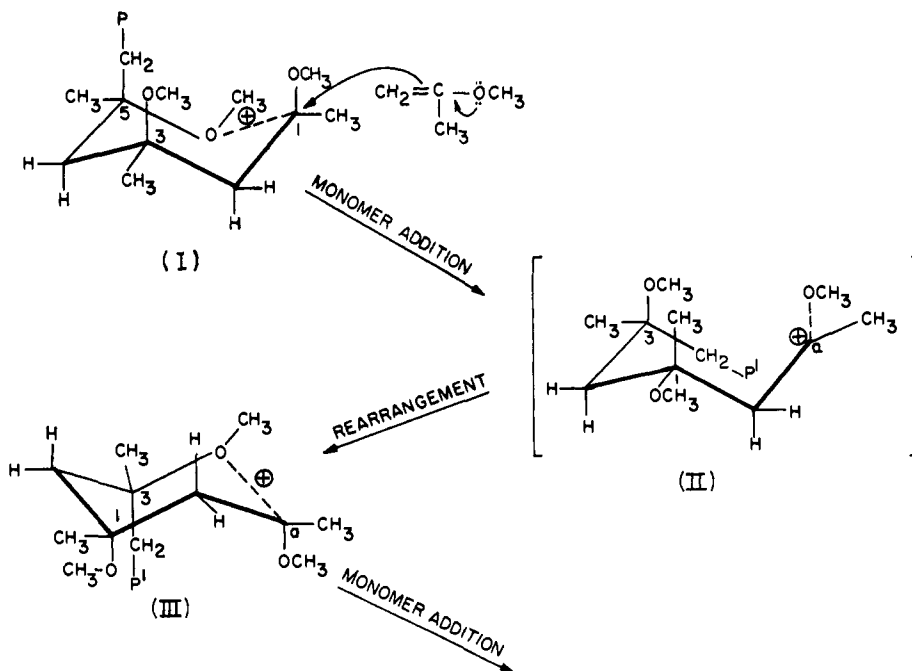
W. J. Middleton and R. V. Lindsey, Jr.: Hydrogen Bonding in Fluoro Alcohols.

Page 4951. Column 2, line 64, should read 1,1,3,3-tetrachloro-1,3-difluoro-2-propanol instead of 1,1,3,3-tetrafluoro-1,3-difluoro-2-propanol.

Murray Goodman and You-ling Fan: Stereochemistry of Poly- α -methylvinyl Methyl Ether.

Page 4927. We wish to call attention to an error in Fig. 8 of our paper and the discussion which goes with it. The following represents the corrected figure and amended discussion.

Line 14 ff.: In I, we place P (the polymer chain) axial at C-5 since molecular models indicate that the methylene of the chain is accommodated better than is the methyl. The methoxyls at C-1 and C-3 are placed in the axial positions because they are more flexible than the methyls and create lower 1,3-diaxial steric interactions. Addition of the monomer inverts the configuration at C-1 forming the new ultimate center C-a. The initial open-chain intermediate II rearranges, *via* a cyclohexane-type flipping mechanism, into the more stable, original pseudo-six-membered oxonium ring (III). This process is repetitive. Such a mechanism leads to a syndiotactic polymer structure. (The remaining parts of the original discussion are correct).—MURRAY GOODMAN.



STEREOCHEMISTRY OF
THE POLY- α -METHYLVINYL METHYL ETHER GROWING CHAIN